




My Sound Song

LET'S CLAP A BEAT!

CLAP AFTER ME!



CLAP AFTER ME!



LET'S CLAP A BEAT!

CLAP AFTER ME!








CLAP AFTER ME!











LET'S CLAP A BEAT WITH MUSICAL NOTES!







This means
rest/make no sound

LET'S CLAP A BEAT!

LET'S CLAP A BEAT!

			
 6			



MY SOUND SONG



NAME: _____ DATE: _____

Directions: Use the notes in the musical notes bank to write your own 8 beat song. Each of your two lines should have a different volume and pitch.

MUSICAL NOTES BANK



Volume: _____ Pitch: _____

--	--	--	--

Volume: _____ Pitch: _____

--	--	--	--

