



How To Build The Design Engineer Challenge Materials Exploration Form




1) Purchase Notched Popsicle Sticks. You will need 12 sticks for each exploration form.




2) Place the end of one popsicle stick into the first notch of another popsicle sticks. Then place another popsicle stick in the first notch over top.



3) Repeat the same thing on the other side to for a square.



4) Place the end of a popsicle stick into the last notch in each of the four corners so that it sticks up vertically.



5) Add a popsicle stick as a cross brace into the notch at the top of each side of the vertical popsicle sticks. Students can then lay their different materials over the top to see which ones might be best for protecting the playground from the sun and weather.